



Caledonian

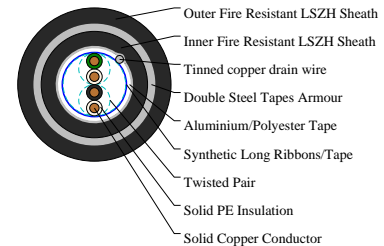

Railway Cables

www.caledonian-cables.com

marketing@caledonian-cables.com

K24 LSZH Subway Signalling Cables

RS/K24-2Y(L)HBH-2P0.5



APPLICATIONS

The cables are designed for remote control and teletransmission in underground railway networks. The cables can be laid in channel, cable tray, or on hook supports, along suburban railway lines electrified at maximum 1500V DC.

STANDARDS

AFNOR NF F 55-624

CABLE CONSTRUCTION

Conductors: Solid copper conductor

Insulation: Polyethylene insulation.

Cabling Element: Each two conductors are twisted together to form a pair.

Stranding: For cables less than 15 pairs, pairs are helically stranded in concentric layers to form the cable core. For cables from 21 to 112 pairs, pairs are stranded in concentric layers or bundles to form the cables core.

Core Wrapping: One or more synthetic long ribbons or tapes are arranged on the cable core.

Screen: Aluminium/Polyester tape.

Drain Wire: A tinned copper drain wire, 0.5mm nominal diameter.

Inner sheath: Fire retardant LSZH.

Armour: one or more tape(s) is (are) helically applied with overlap on the screen to form a bedding, and double steel tapes armour with a halogen-free fire retardant outer sheath are applied on the bedding.

Outer Sheath: Fire retardant LSZH.

PHYSICAL AND THERMAL PROPERTIES

Minimum Bending Radius: 7.5XOD (unarmoured); 10XOD (armoured)

Temperature Range: -40°C to +60°C (during operation); -20°C to +50°C (during installation)

Electrical Properties

Electrical Characteristics at 20°C:

Nominal Conductor Diameter: 0.5 mm

Minimum Insulation Resistance: 5000 MΩ.km

Maximum Operating Voltage: 200 V



Caledonian

Railway Cables

www.caledonian-cables.com

marketing@caledonian-cables.com

Maximum Permissible Current:0.25 A

DIMENSION AND PARAMETERS

No. of Pairs	Conductor Diameter	Nominal Diameter over Insulation	Nominal Inner Sheath Thickness	Nominal Outer Sheath Thickness	Nom. Overall Diameter	Approx. Weight
	mm	mm	mm	mm	mm	kg/km
2	0.5	0.9	1	1	10	195



Acid & Alkaline Resistant



Fire Retardant
NF C32-070-3.2(C1)
IEC60332-3-24/EN50266-2-4



Flame Retardant
NF C32-070-3.1(C2)
IEC60332-1-2/EN50265-2-1



Impact Resistant



Laid In Ducts



Low Corrosivity
IEC60754-2/EN50267-2-2/3
NF C32-074/NF C20-453




Low Smoke Emission
IEC 61034-2 / EN 50268-2
NF C32-073/NF C 20-992



Low Toxicity



Mineral Oil Resistant



Zero Halogen
IEC 60754-1/EN 50267-2-1
NF C20-454